





Using *The Girl's Guide to Girl Scouting* with Daisies, Brownies, and Juniors



Here are some tips to help you guide girls to a great "learning by doing" adventure as they earn badges.


Help girls plan a fun and varied Girl Scout year that includes both leadership development and skill building.

- Start by checking out the Journey maps at www.girlscouts.org/program/journeys for more information about how Journeys and the Girl's Guide work together. The maps will help girls plan a fun and varied Girl Scouting year that includes both leadership development and skill building.
- Keep "learning by doing" in mind. That's good news for you, as the trusted adult—you don't have to be an expert on every topic! There is no separate adult guide because you don't need it. Enjoy the activities as you learn along with your girls. The Journey your girls have chosen does have an adult guide; you can apply what you've learned from it to help girls get the most out of their experience.
- Trust yourself! Use your judgment and feel free to make adjustments to activities as necessary. Mistakes are fine! If girls are not making mistakes, they are not doing the planning. (Only on health and safety issues are there no compromises.)
- Safety tips are listed in the Girl's Guide at the front of each badge section. Please call this out to your girls, and have them sign the Internet Safety Pledge.



Help girls take pride in skills they learn from badge activities.

- There is no set amount of time for completing a badge—you and your girls can take as much time as you'd like. The point is not to fill up sashes or vests with badges, but to accomplish the purpose outlined at the beginning of the badge and walk away with a sense of pride and accomplishment. (And to have lots of fun along the way, of course!) Use the Girl Scout Honor Code as a guideline. When a girl has earned her leaf or badge, no matter how old she is, she should be able to complete this sentence: "I'm so proud I know how to..."





- Because each girl is different, we expect—and hope!—that each girl will have her own individual experience. Some girls will have more help outside of meetings (and more access to information) than others, so they may choose more challenging steps towards earning badges. Help each girl make the choices that will give her the most meaningful learning experience.
- Girl Scouting has an age-old bit of wisdom: No double dipping. This applies to girls using one learning experience to “check off” another. Each girl should have a unique learning experience during every award, badge, or activity.
- Girls may choose to work on their badge activities outside of their regular Girl Scout meetings. Encourage them to pursue their interests and share what they’re learning with family members.



Special tips for our younger Girl Scouts:

- The Daisy program is special to our littlest leaders. New stories and activities help Daises to earn their 10 petals, one for each line of the Girl Scout Law. They also learn Financial Literacy and Cookie Business “leaves.”
- Badge activities are directed at girls, but we assume you’re reading over their shoulders, as their trusted adult! Some girls at these levels may need help with their reading—you know your girls best.
- Girls at this level may read through their materials alone or together—they can decide which style best fits the group. You can avoid making it feel like school by keeping it girl-led! (It’s unlikely that the girls will suggest spending their time together reading aloud from their materials.) Many girls participate in Girl Scouting after a long school day—it should be a different, engaging, active gathering that says “Girl Scouts”!

